

590

RESIDENTIAL STEEL
COLLECTION

Ranch
Panel



**Traditional Raised Ranch
Panel Non-Insulated
Residential Garage Door**

Constructed of top quality materials, highly detailed raised ranch panel embossment, deep woodgrain texture and two coat prefinished paint system all combine to enhance the beauty of your home.

MODELS

590 Non-Insulated

591 Insulated - R value: 6.85

doorLink
Manufacturing, Inc.®

590

RESIDENTIAL STEEL COLLECTION

Ranch Panel

Features:

- **25 gauge** hot dipped galvanized steel construction with **hemmed inside return rail**.
- **1.0 mil paint system** includes .25 mil rust inhibiting primer and .75 mil exterior top coat that resists fading and chalking while providing consistent color from panel to panel.
- 19 gauge hot dipped galvanized steel stiles include **rolled safety edge**.
- Stiles attached with rivets to provide superior strength when compared to common sheet metal joining methods.
- Sections include **tongue and groove** meeting rails for superior strength and better sealing against wind, rain and snow.
- **Rigid retainer** provides added strength while securing replaceable u-shaped bottom weatherstrip.
- **Model 591** is insulated (R value: 6.85) with CFC Free expanded polystyrene with a high impact plastic back cover.

#306
Sherwood



#305
Williamsburg



#591
Cascade



#397
Stockton



#597
Stockbridge






Not all glazing options may be available from all distributors.

Sizes Available:

DOOR WIDTH	PANELS WIDE	HEIGHTS AVAILABLE:
		6'6", 6'9", 7'0", 7'6", 7'9", 8'0"
8', 9'	<input type="checkbox"/> <input type="checkbox"/>	
10'	<input type="checkbox"/> <input type="checkbox"/>	
12', 14',	<input type="checkbox"/> <input type="checkbox"/> <input type="checkbox"/>	
15', 16', 17', 18'	<input type="checkbox"/> <input type="checkbox"/> <input type="checkbox"/> <input type="checkbox"/>	

Authorized Dealer:

Colors Available:



Brochure color may vary from actual product.

